

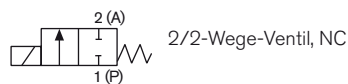


2/2-way Solenoid Valve safety shut off valve for oil burner

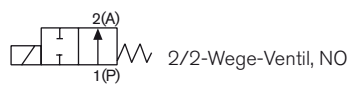
- NC-valves, approved acc. to DIN EN ISO 23553-1
- Medium: liquid fuels
- Easy servicing due to modular coil system
- Feed line, return line or circulations valve
- IP65

Type 6027 are direct acting solenoid valves. Depending on the version, these valves can be used either as feed line, return line or circulation valves. The valves fulfill the requirements of a safety shut off valve according to DIN EN ISO 23553-1. It is approved by TÜV-Süd and certified by DIN Certco. The universal coil system reduces logistics and service expenses.

Circuit function A (NC)



Circuit function B (NO)



Technical Data													
Medium	Heating oil (EL, L, M, S) acc. to DIN 51603 part 1-6 Shipping fuels acc. to ISO 8217 Fatty Acid Methyl Esters (FAME) acc. to DIN EN 14213 Rapeseed oil acc. to DIN V 51605												
Viscosity	1,6-76 cSt (DN2,2 NC 1,6-22 cSt)												
Medium temperature	0-70° C (coil insulation class B), only DN2,2 NC 0-160° C (coil insulation class H)												
Ambient temperature	-15 to +60° C												
Orifice	DN2.2, 3.0, 3.5, 10												
Body material	Brass												
Seal material													
Seat	PTFE												
external	FKM												
Coil material	Insulation class B: Polyamide, only DN2,2 NC Insulation class H: Epoxy												
Port connection	G 1/8, G 1/4, G 3/8, G 1/2												
Protection class	IP65												
Voltages	110-120V/50HZ , 220-240V/50 Hz, others on request												
Duty cycle	Continuous operation 100% ED												
Electrical connection	Acc. to DIN EN 175301-803 Form A												
Installation	as required, preferably with actuator upright												
DIN Certco registration	<table border="0"> <tr> <td>DN</td> <td>Reg. No</td> </tr> <tr> <td>2.2 (NO)</td> <td>5S255</td> </tr> <tr> <td>2.2 (NC)</td> <td>5S259</td> </tr> <tr> <td>3.0 (NC)</td> <td>5S255</td> </tr> <tr> <td>3.5 (NC)</td> <td>5S255</td> </tr> <tr> <td>10 (NC)</td> <td>5S255</td> </tr> </table>	DN	Reg. No	2.2 (NO)	5S255	2.2 (NC)	5S259	3.0 (NC)	5S255	3.5 (NC)	5S255	10 (NC)	5S255
DN	Reg. No												
2.2 (NO)	5S255												
2.2 (NC)	5S259												
3.0 (NC)	5S255												
3.5 (NC)	5S255												
10 (NC)	5S255												

Technical Data

Circuit function	Port connection	Orifice [mm]	Kv value water [m³/h]	Pressure range [bar]	Medium temperature °C	Closing time [ms]	Coil material	Application	Power consumption	
									Operation W	Inrush VA
NC (A)	G1/8	2.2	0.15	0–18 30*	0–70	25	Polyamide	Feed line valve	8	24
	G1/8	2.2	0.15	0–20 30*	0–100	25	Epoxy	Feed line valve	10	35
	G1/8	3.0	0.22 0.18	0–30	0–160	30	Epoxy	Feed line valve Return line valve	20	120
	G1/4	3.5	0.38	0–30	0–160	30	Epoxy	Feed line valve Return line valve	20	180
	G3/8	10.0	2.0	30*	0–160	50	Epoxy	Return line valve	20	180
	G1/2	10.0	2.0	30*	0–160	50	Epoxy	Return line valve	20	180
NO (B)	G1/8, G1/4	2.2	0.16	0–30	0–160	30	Epoxy	Circulation valve	20	120

* max. static pressure

Feed line/return line valve combinations

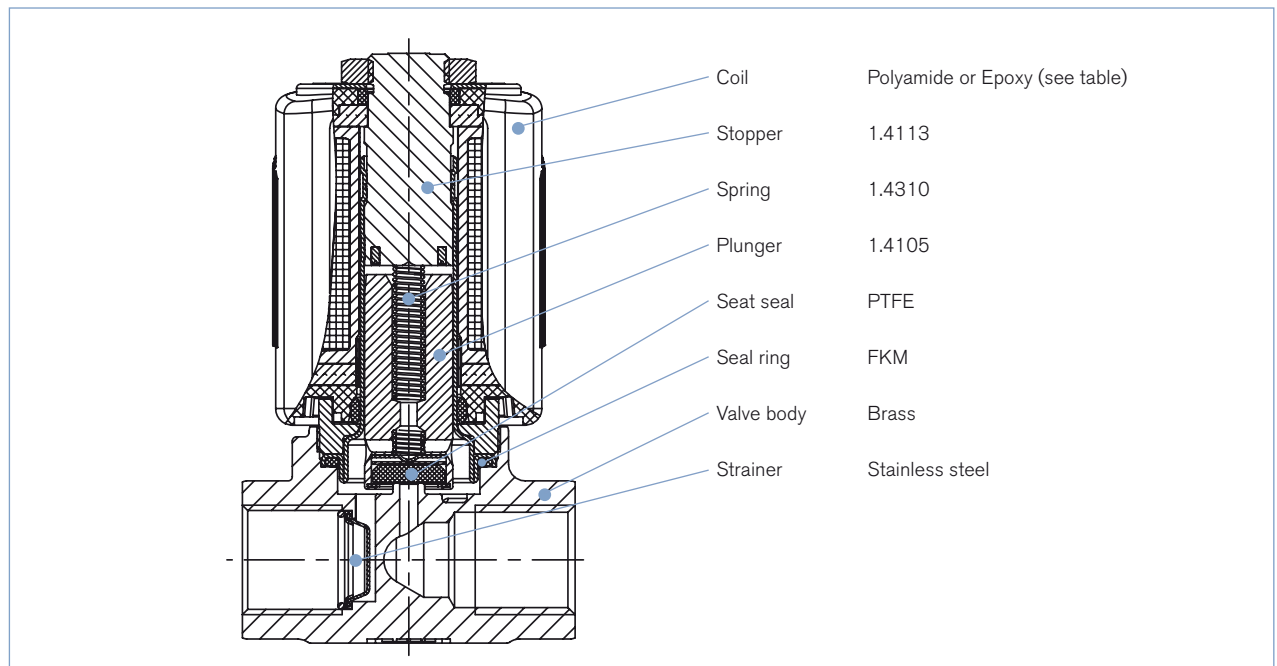
For oil burner with feed line valve and return line valve the following safety shut off valves combinations are available.

Feed line valve				Return line valve			
Type	Orifice [mm]	body material	Kv value water [m³/h]	Type	Orifice [mm]	body material	Kv value water [m³/h]
6027	2.2	Brass	0.15	–	–	–	–
6027	3	Brass	0.22	6027	3	Brass	0.18
6027	3.5	Brass	0.38	6027	3.5	Brass	0.35
5406*	13	Brass	3.5	6027	10	Brass	1.8
5406*	20	Stainless steel	6.3	5407**	20	Stainless steel	4.7

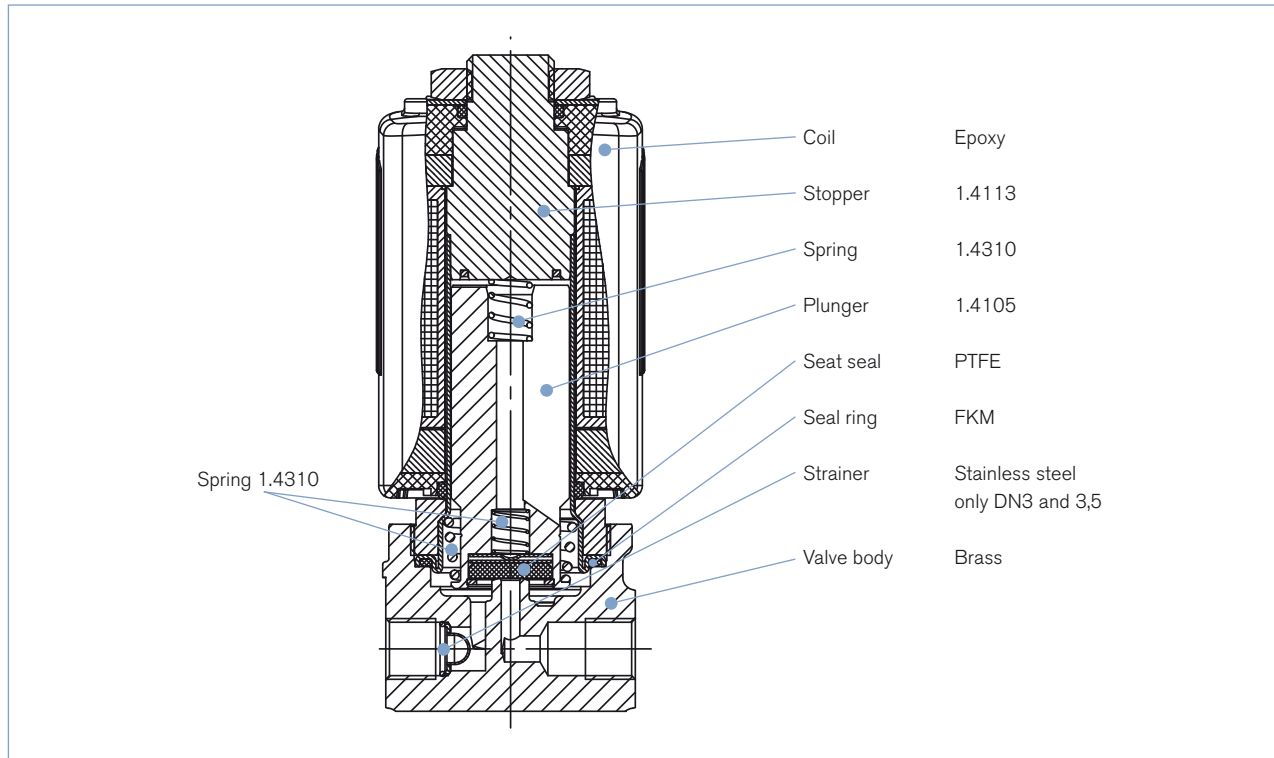
* compare datasheet Type 5406 Safety Shut Off-Valve/Oil

** compare datasheet Type 5407 Safety Shut Off-Valve/Oil

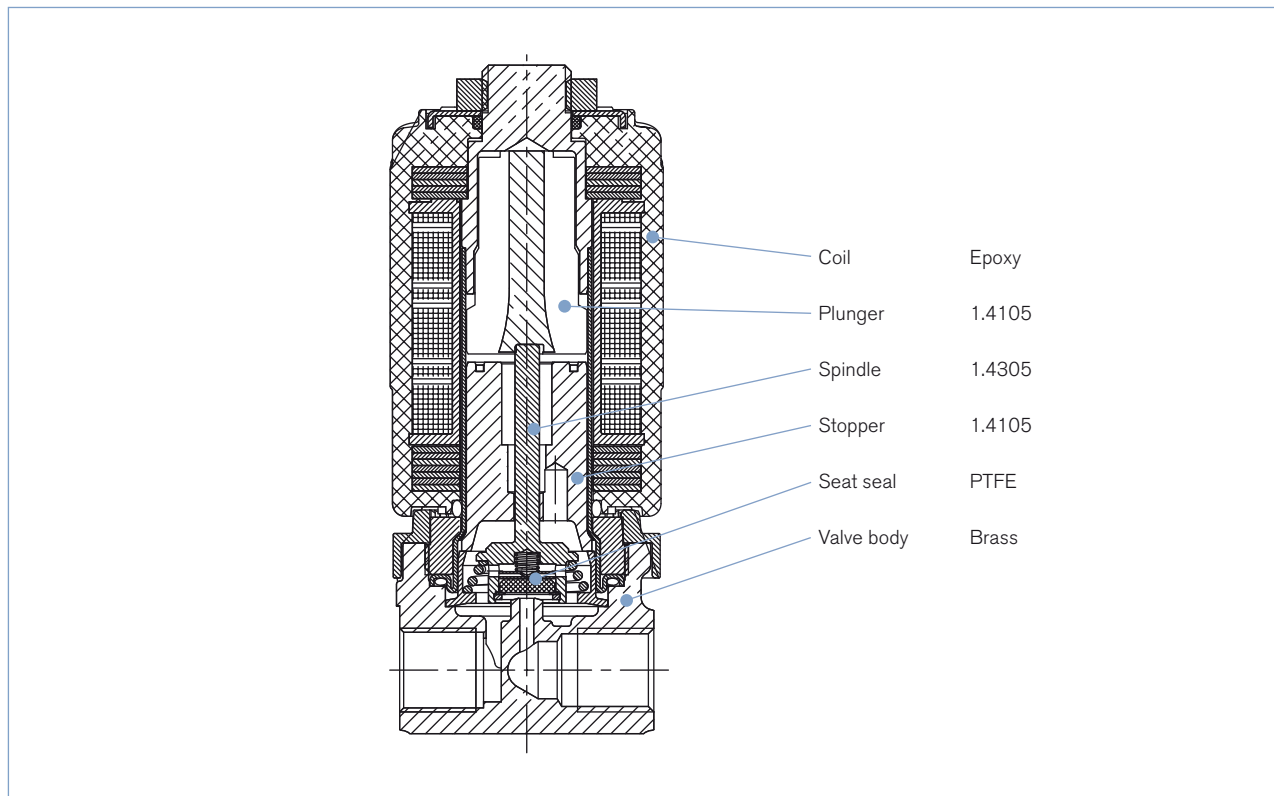
Materials Version DN2,2 NC



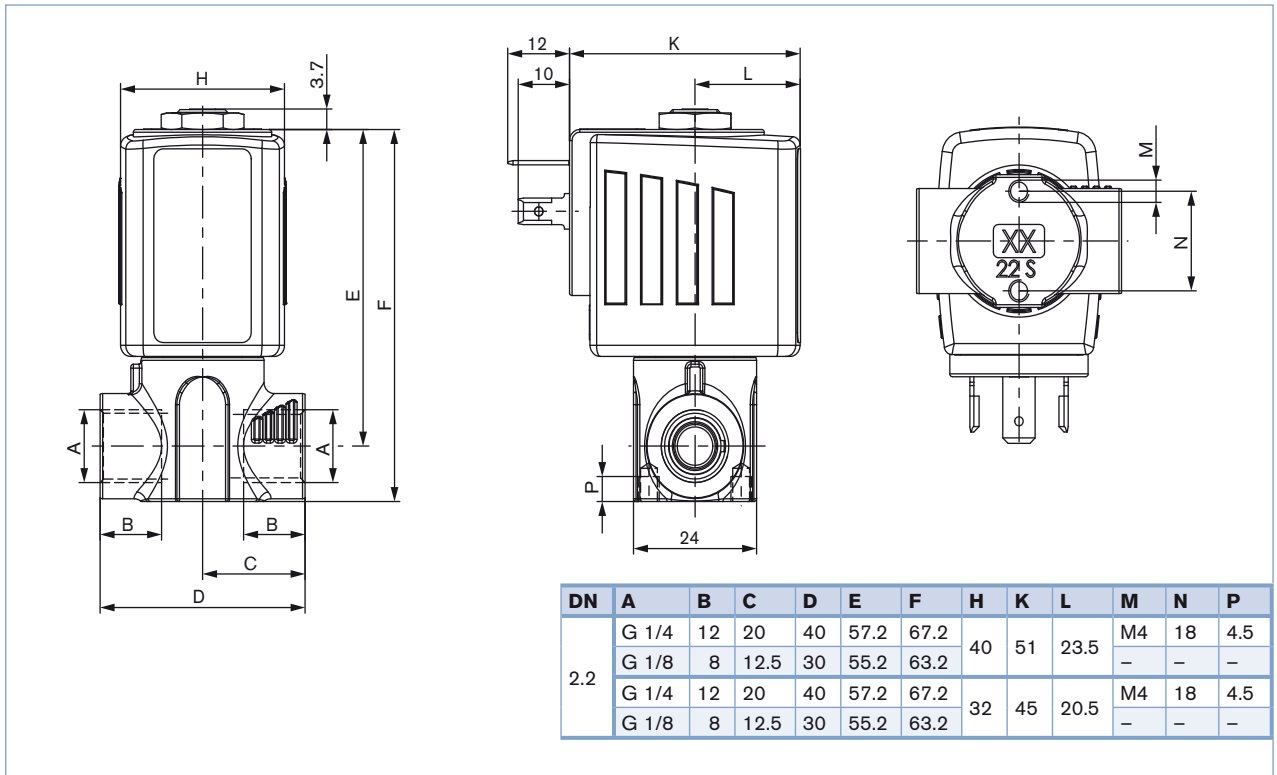
Materials Version DN3/3.5/10 NC



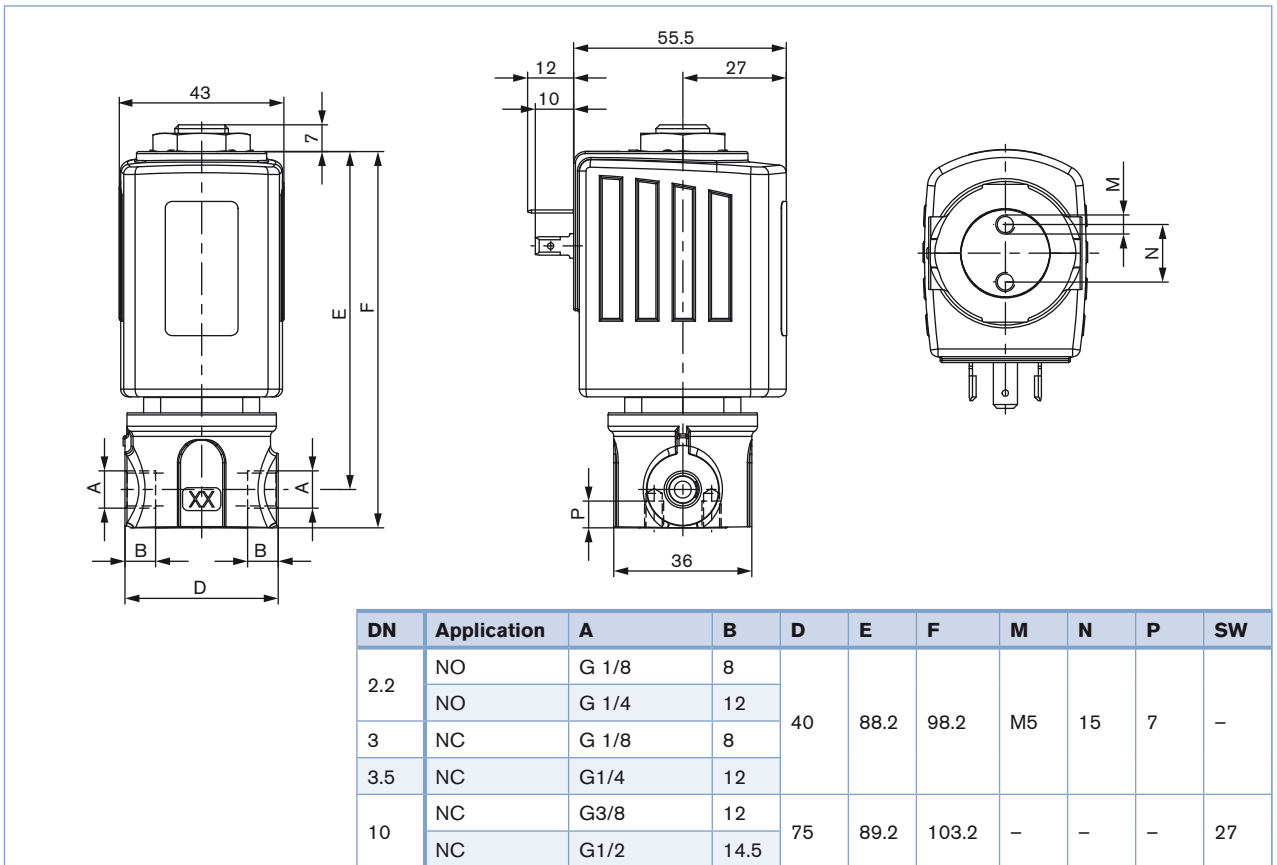
Materials Version DN2.2 NO



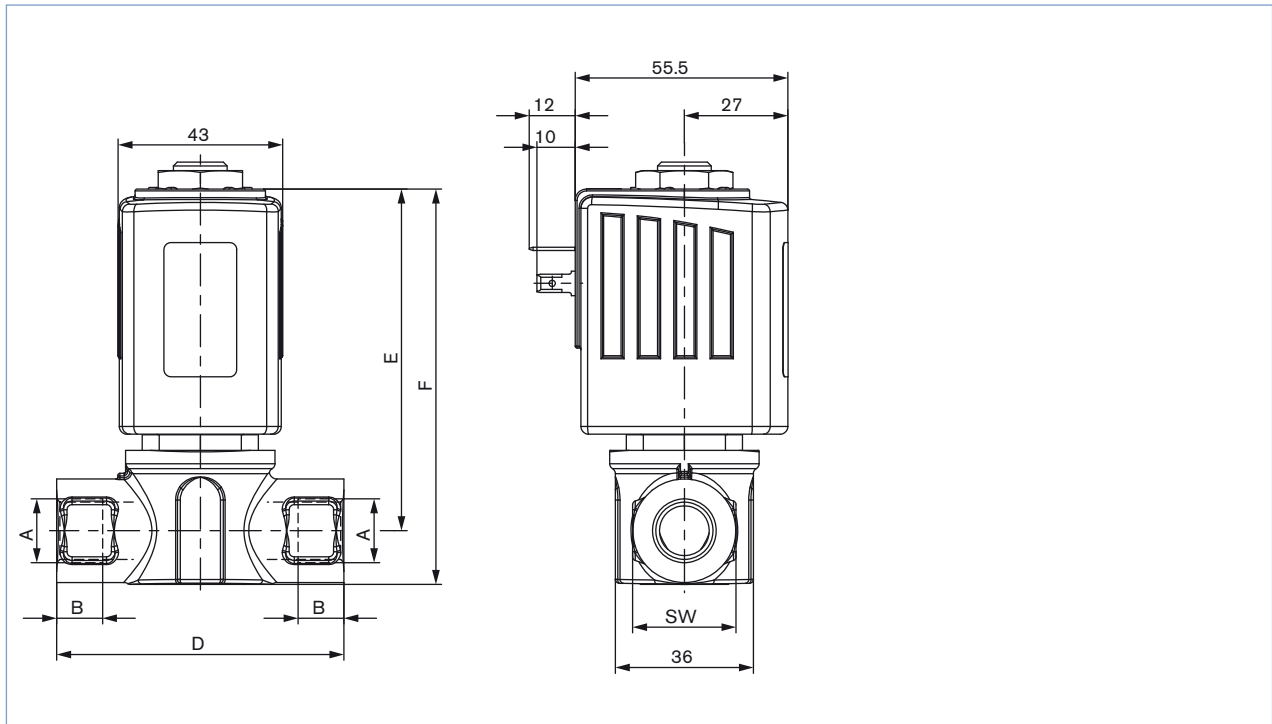
Dimensions [mm] Version DN2,2 NC



Dimensions [mm] Version DN3/3.5 NC, DN2.2 NO





Dimensions [mm] Version DN10



Ordering chart accessories

Cable Plug Type 2508 acc. to DIN EN 175301-803 Form A (previously DIN 43650)

	Circuit	Voltage	Item no.
	None (standard)	0 - 250 V AC/DC	008 376
	with LED	200- 240V	008 362
	with LED and varistor	200- 240V	008 369
further versions see datasheet Type 2508			



The delivery of a cable plug includes the flat seal and the fixing screw. Further versions of cable plugs acc. to DIN EN 175301-803 A (previously DIN 43650) see datasheet Type 2508.

More info.

To find your nearest Bürkert facility, click on the orange box → www.buerkert.com

In case of special application conditions, please consult for advice.

We reserve the right to make technical changes without notice.
© Christian Bürkert GmbH & Co. KG

1303/0_EU-en_00895182